

DEHNshield DSH TNC 255

DSH TNS 255

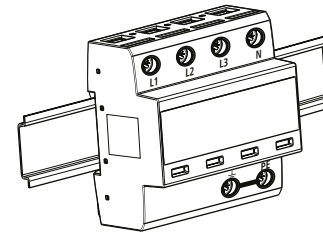
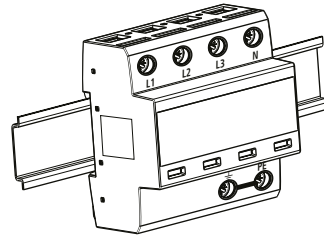
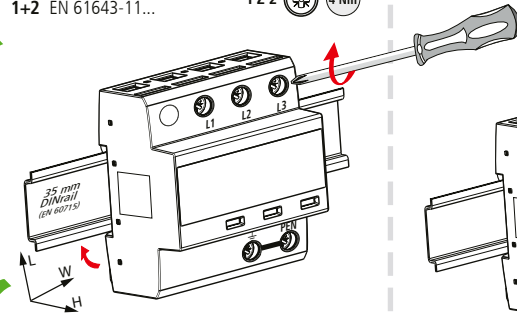
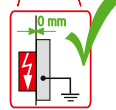
DSH TT 255

- DE Einbauanleitung
- GB Installation instructions
- IT Istruzioni di montaggio
- FR Instructions de montage
- NL Montagehandleiding
- ES Instrucciones de montaje
- PT Instruções de montagem
- DK Monteringsvejledning
- SE Monteringsanvisning
- FI Asennusohje
- GR Οδηγίες συναρμολόγησης
- PL Instrukcja montażu
- CZ Montážní návod
- TR Kurulum Talimatları
- RU Инструкция по монтажу
- CN 安装说明
- HU Szerelési útmutató
- JP 設置説明書



I+II IEC 61643-11...
1+2 EN 61643-11...

PZ 2 (4 Nm)

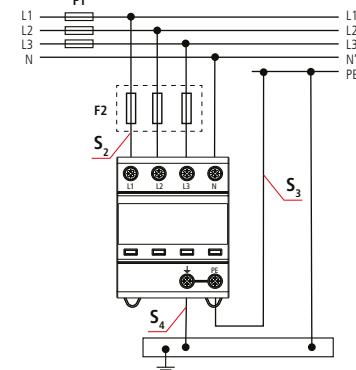
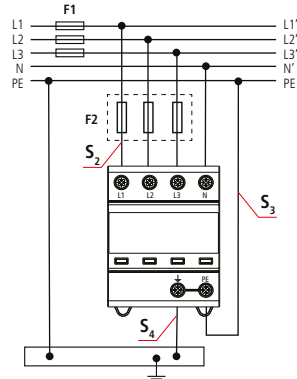
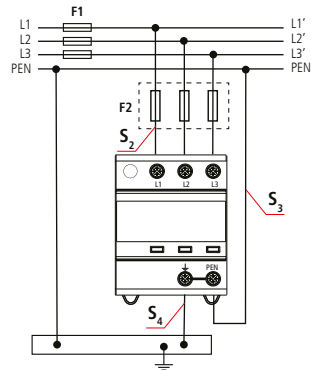


	DSH TNC 255	DSH TNS 255	DSH TT 255
U_N / Tol.: ±10%	230 V (50/60 Hz)		
U_c	255 V (50/60 Hz)		
I_{ln}	25 kA _{rms}	25 kA _{rms}	25 kA _{rms} (L ⇒ N) 100 A _{rms} (N ⇒ PE)
I_{SCCR}	25 kA _{rms}		
I_{imp} (10/350 µs)	12.5 kA (L ⇒ PEN) 37.5 kA (L1 + L2 + L3 ⇒ PE)	12.5 kA (L ⇒ PE) 50 kA (L1+L2+L3+N ⇒ PE)	12.5 kA (L ⇒ N) 50 kA (L1+L2+L3+N ⇒ PE)
max.	160 A gG		
θ °	-40°C ... + 80°C		
Φ	5% ... 95%		
I_{PE}	<< 10 µA		
IP *)	20		
L x W x H	90 mm x 72 mm x 72 mm		

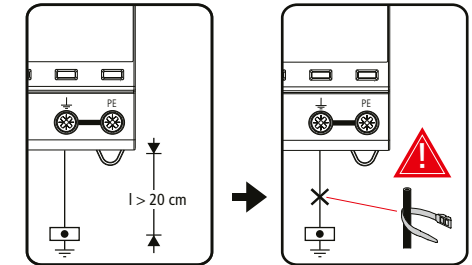
TN-C

TN-S

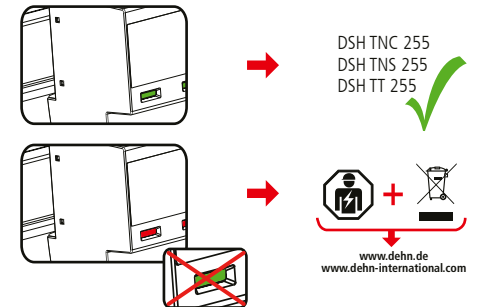
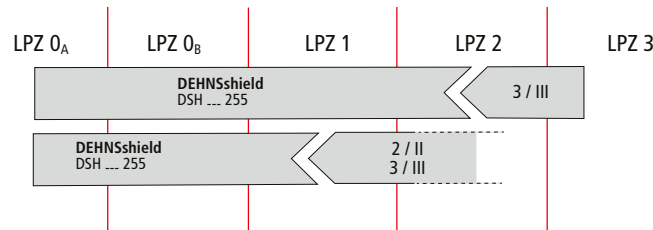
TT (3+1)



min. □ L1, L2, L3, N, PE(N), ↓	1.5 mm ²		
max. □ L1, L2, L3, N, PE(N), ↓	25 mm ²	35 mm ²	
□	16 mm ² Cu ≥15.5 mm		



DEHNshield DSH TNC 255, DSH TNS 255, DSH TT 255			S_2 / mm ²	S_3 / mm ²	S_4 / mm ²	
		A gG				A gG
F1	F1 > 160 A gG	25	10	16	16	---
		35	10	16	16	---
	F2 ≤ 160 A gG	40	10	16	16	---
		50	10	16	16	---
		63	10	16	16	---
F2	F1 ≤ 160 A gG	80	10	16	16	---
		100	16	16	16	---
		125	16	16	16	---
		160	25	25	25	---
		>160	25	25	25	160



www.dehn.de
www.dehn-international.com

